

AZURE DATA FACTORY WITH POWER BI

Boost your Azure Data Factory expertise and advance your career! With advanced skills, open doors to new opportunities and achieve professional growth.



5 Million
Learners



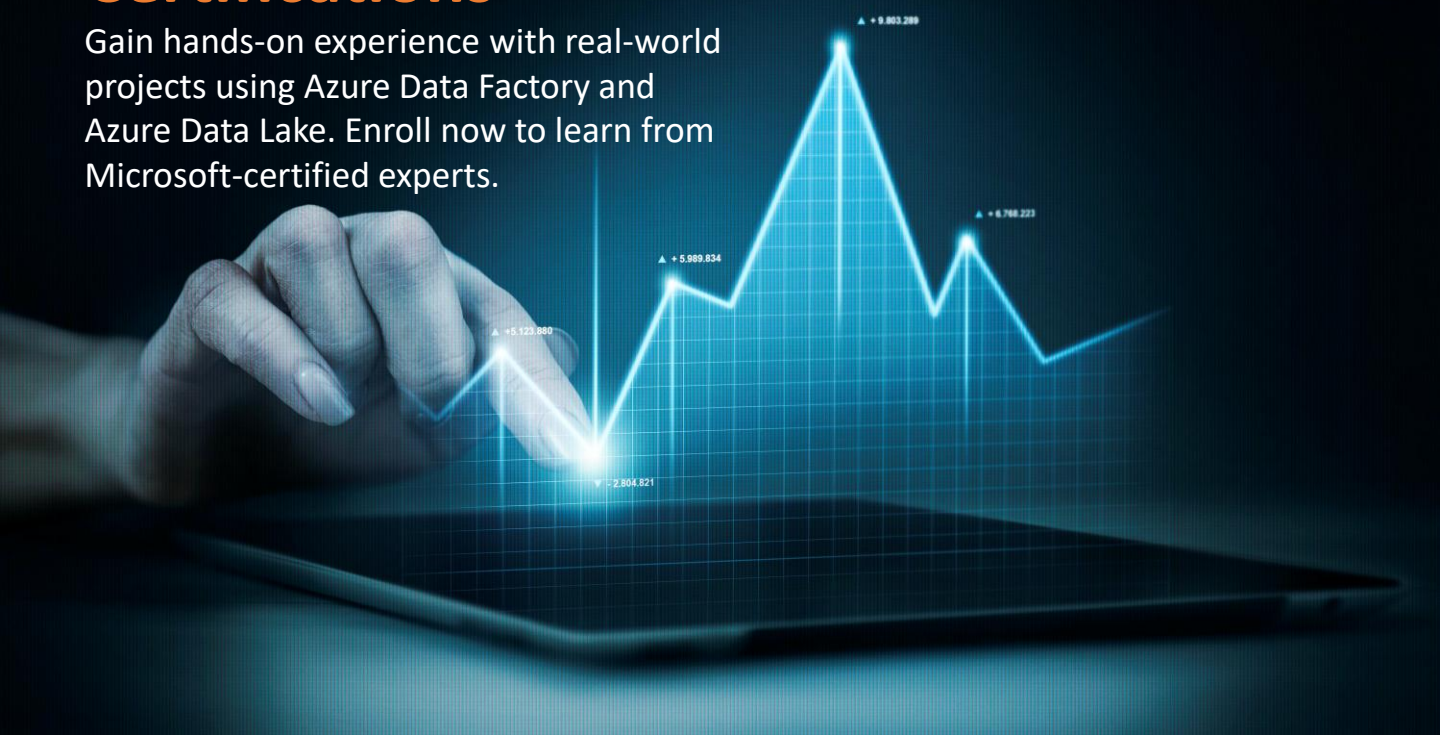
1:1 Personalized
Mentorship



55% Average
Salary Hike

Azure Data Factory Training Certifications

Gain hands-on experience with real-world projects using Azure Data Factory and Azure Data Lake. Enroll now to learn from Microsoft-certified experts.



Hottest Job of 21st Century



5 Million Job Postings

There is a global estimate of 5 million job postings for Azure Data Factory roles by 2022



Skill Development

Azure Data Factory professionals are equipped with various relevant skills fetching lucrative job offers



Growing Azure Data Factory Industry

41.5% CAGR in the global Azure Data Factory industry



Future-oriented Career

Azure Data Factory is a budding field; a head start will prove to be beneficial



Popular Degree

41% of Azure Data Factory professionals have a master's degree



High Demand

By 2022, India and US will face a demand supply gap of 360,000 Azure Data Factory professionals

Our Credentials



5 Million+

Aspiring Active Students



1,000+

Industry-expert Instructors



400+

Hiring Partners



200+

Corporates Upskilled



55%

Average Salary Hike



155+

Countries' Learners

About Program

This Azure Data Factory Training helps you master Data Modelling, Data Functions, and Power Query preparing you for the DP-203 exam.



Key Highlights

- ✓ 26 Hrs Instructor-led Training
- ✓ 24 Hrs Projects and Exercises
- ✓ Job Assistance
- ✓ Lifetime Free Upgradation
- ✓ 26 Hrs Self-paced Videos
- ✓ Certification from Microsoft
- ✓ Flexible Schedule
- ✓ Mentor Support

Program Pedagogy



Instructor-led Training

Get trained by top industry experts



1:1 Personalized Learning

Hands-on exercises, project work, quizzes, and capstone projects



Projects and Exercises

Get real-world experience through projects



hackathons

Get a sense of how real projects are built



Peer Networking and Group Learning

Improve your professional network and learn from peers



Gamified Learning

Get involved in group activities to solve real-world problems

Program Curriculum

MODULE 1:

Power Query

Introduction to Power Query

- Column Level transformations
- Remove columns/ remove other columns
- Choose Columns
- Rename Column
- Sort Columns
- Add columns/ Custom column
- Column from examples
- Duplicate column
- Split column
- Pivot
- Replace values
- Drilldown
- Text filters

Row Transformations

- Header row/ first row as header
- Keep top rows
- Keep bottom rows
- Keep range of rows
- Keep errors
- Remove empty
- Keep duplicates
- Remove top rows
- Remove bottom rows
- Remove alternative rows

Group by

Append queries

Merge queries

Duplicate and Reference

Parameters

- Any value
- List of values
- Query

Converting the query to list

MODULE 2:

Introduction to Data modeling

- DAX functions

String functions

- Len
- Concatenate
- Left
- Right
- Trim
- Substitute (Part of string)
- Replace
- Find
- Search
- Lower
- Upper
- Mid



Number functions

- Int
- Round
- Roundup
- Round down
- Divide
- Even
- Odd
- Sign
- Abs

Aggregate functions

- Sum
- Average
- Min
- Max
- Count
- Sumx /average
/minx/maxx/countx
- Distinctcount

Logical functions

- If
- Switch
- Logical OR
- Logical AND

MODULE 3:

Date functions

- Year
- Month
- Monthname

- Quarter
- Weekday
- Weeknumber
- Startof month
- End of month
- Datediff
- Hour
- Minute
- Today
- Now

Filter functions

- Filter
- Calculate
- Calculatetable

Time intelligence functions

- Calender
- Calenderauto
- Previousyear
- Previousmonth
- Totalytd
- Totalmtd
- Totalqtd

MODULE 4:

Introduction to Power View

Report design

- Table

- Matrix
- Charts
- Import the visuals from Market place and customize
- Filters (visual level, page level and report level)
- Drill down
- Drill through
- Roles
- Bookmarks
- Navigations
- Grouping/Ungrouping
- Usage of Buttons, Shapes, Lines etc
- Create the Report Templates

- Dataset schedule and Refresh
- Subscriptions
- Usage Metrics
- Design the Reports in Power BI service
- Power BI Paginated Reports
- Create the Power BI App

Power BI developer best practices

Security

- Create Roles and customization/Row level Security
- Role based security

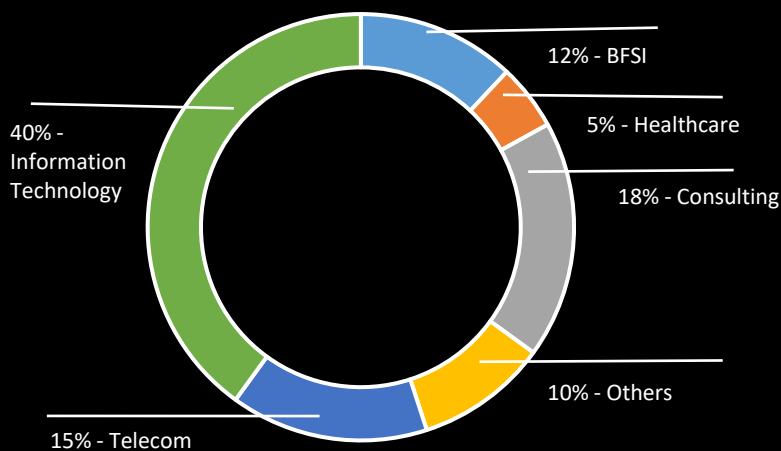
MODULE 5:

POWER BI SERVICE

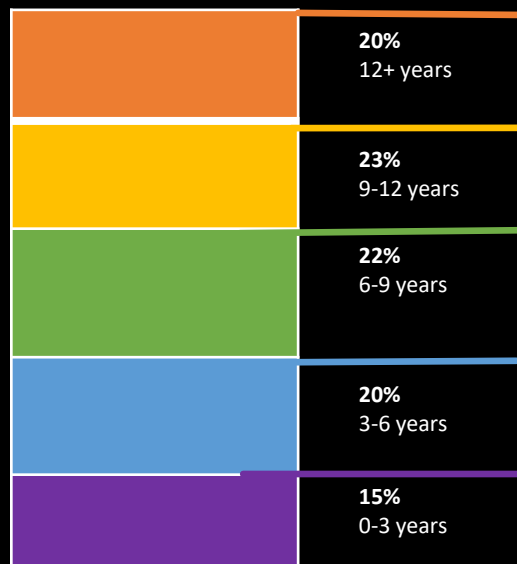
- Introduction to Power BI service
- Workspaces
- Access management
- Pro, Premium and Premium per user licenses
- Dash boards design

Meet The Batch

Industries Our Learners Come From



Work Experience



About Global Teq

Global Teq is a global knowledge enhancement company that empowers thousands of professionals every year with skills needed for new age businesses. We enable continuous learning through certification and training programs in project management, IT service management and quality management. Global Teq believes that education in this fast-paced world is enriching when it is accessible anywhere, anytime. We have partnered with leading technologists to make that a reality. Thousands of professionals and students benefit from our 24x7 access to online course ware that has been developed by SME's.

Five reasons why we're the most preferred training partners

- We strive to provide quality education via technological platforms and personal guidance
- Our instructors and trainers are among the best in the industry
- The course ware is constantly evaluated and upgraded to reflect the latest industry trends and practices
- The service team offers unparalleled support, speedy assistance and query resolution
- A dedicated forum to interact with peers, industry experts and other certified professionals

Contact Us

13111 N Central Expy Suite # 150
SG INC CPA, 13111 N Central Expy, Dallas, TX 75243,
USA

Call Us: +91 9291203306

Email: sales@global-teq.com